

Rev	Date	Description

ALL DIMENSIONS IN (mm)
UNLESS OTHERWISE SPECIFIED
BREAK ALL SHARP EDGES

TOLERANCES
(BEFORE PAINTING
& AFTER PLATING)
X ± 1.00
X.X ± 0.50
X.XX ± 0.10
ANGLES ± 0.5°

A01- RENDER

CLIENT: RFA1000

PROJ. NO.: TBA

PART NO.: --

Revision --

Page 1

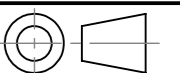
900 MM (W) X 1515 MM (H) DOUBLE SIDED
GONDOLA BAY - PERFORATED - START BAY -
W/. SKIRT DRAWER

PRODUCT CODE: F/ΔΤΑΦΦ

Date: 19/06/2023

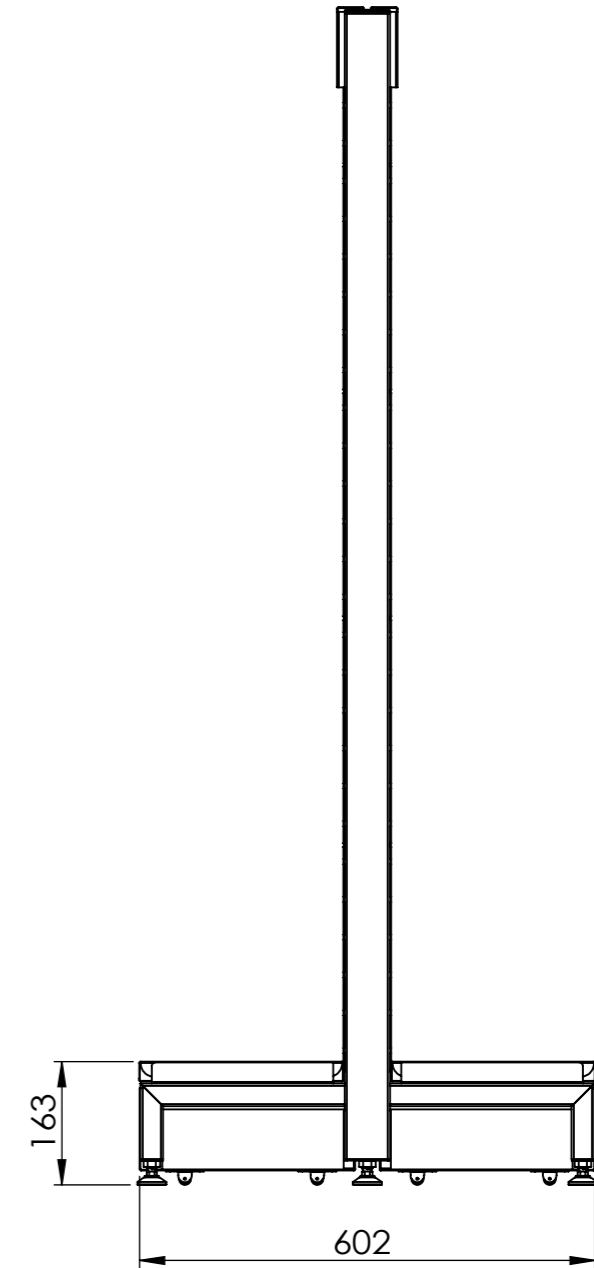
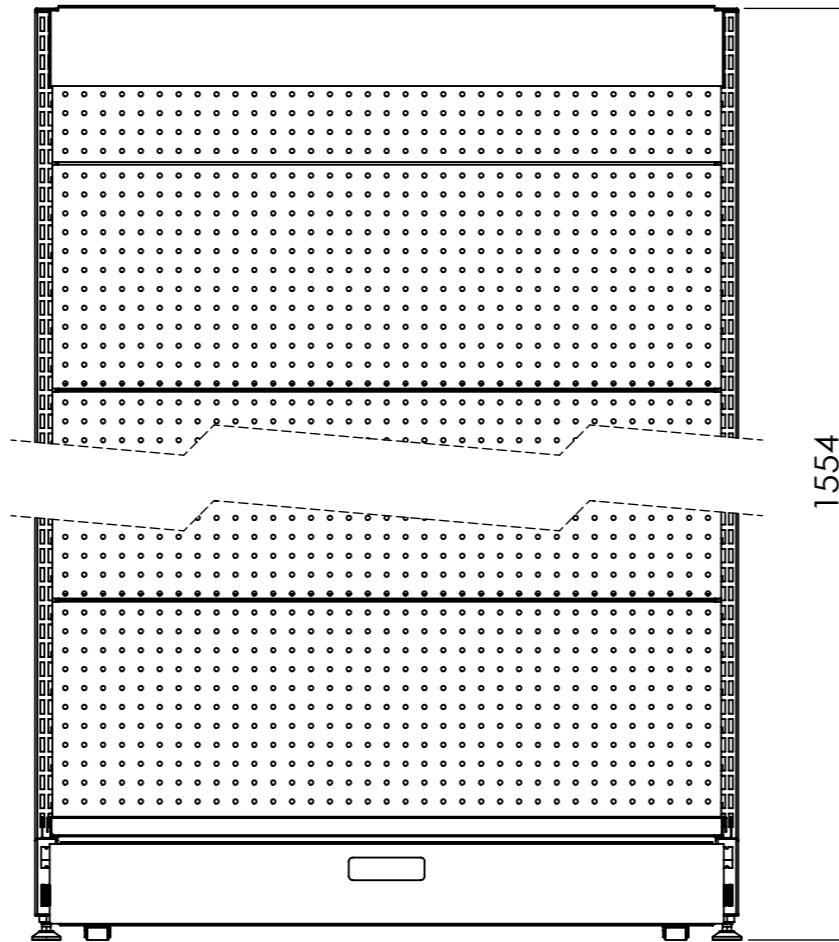
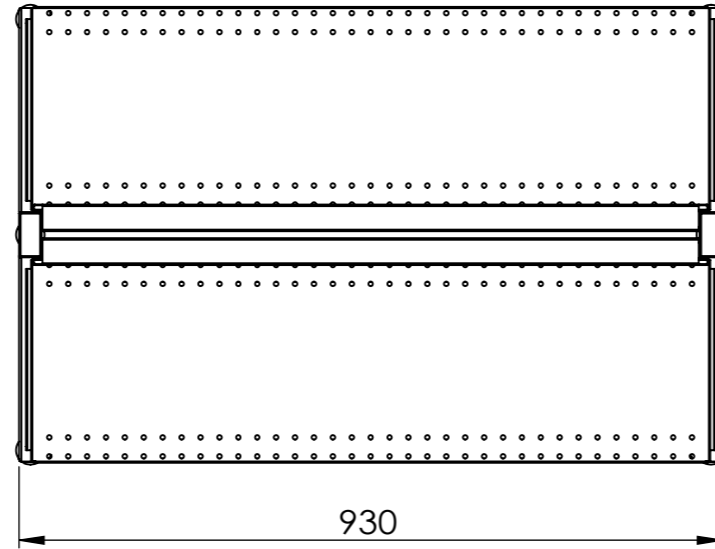
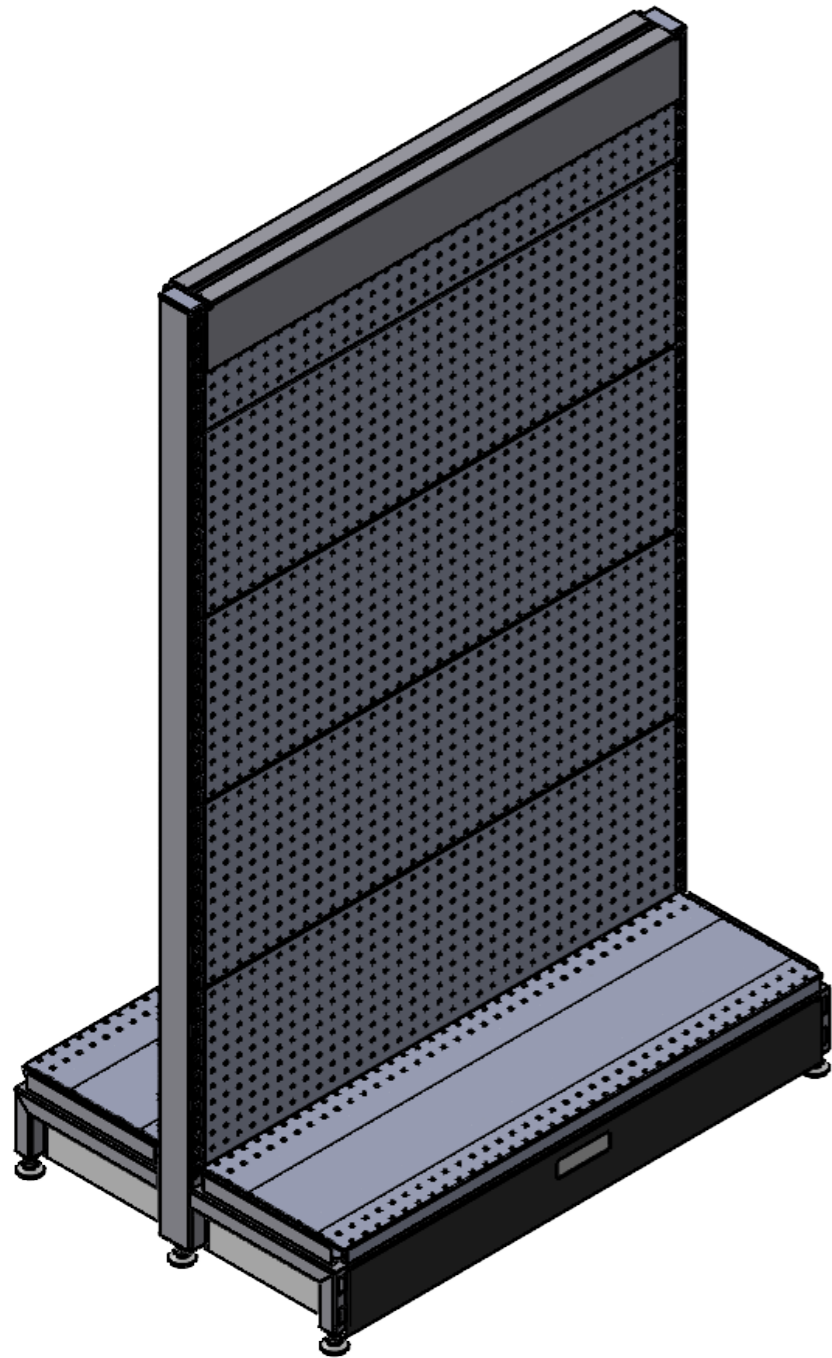
Drawn by DH

Checked by --



DO NOT SCALE

Scale@A3 1:20



Rev	Date	Description

ALL DIMENSIONS IN (mm)
UNLESS OTHERWISE SPECIFIED
BREAK ALL SHARP EDGES

TOLERANCES
(BEFORE PAINTING
& AFTER PLATING)
X ± 1.00
X.X ± 0.50
X.XX ± 0.10
ANGLES ± 0.5°

A02- MECHANICAL

CLIENT: RFA1000

PROJ. NO.: TBA

PART NO.: --

Revision --

Page 2

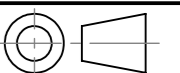
900 MM (W) X 1515 MM (H) DOUBLE SIDED
GONDOLA BAY - PERFORATED - START BAY -
W/. SKIRT DRAWER

PRODUCT CODE: **Ε/ΔΤΑΦΦ**

Date: 19/06/2023

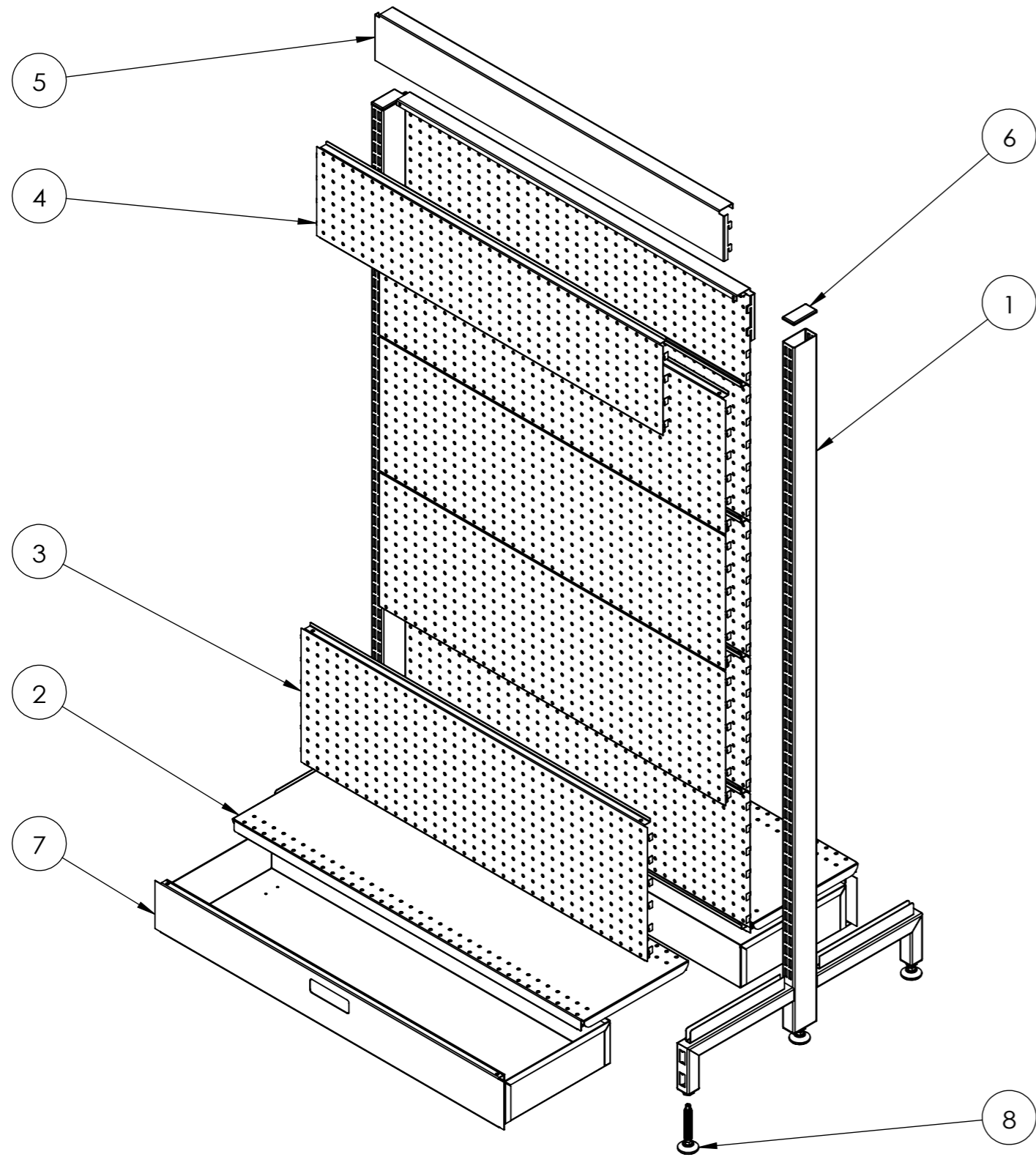
Drawn by DH

Checked by --



DO NOT SCALE

Scale@A3 1:15



ITEM NO.	DESCRIPTION	QTY.
1	POST - DOUBLE SIDED GONDOLA - 1515 MM (H) - W/. 270 MM LEGS - PEARL WHITE	2
2	SHELF STEEL - 900 MM (W) X 270 MM (D) - PEARL WHITE	2
3	CLIP IN PANEL - 900(W) X 300 H) - PERFORATED - PEARL WHITE	8
4	CLIP IN PANEL - 900 MM (W) X 200 MM (H) - PERFORATED - PEARL WHITE	2
5	SNAP IN TOP CAP	2
6	PLASTIC ENDCAP	2
7	SKIRT DRAWER BOX - 900mm	2
8	M12 LEVELING FEET	6

Rev	Date	Description

