



T 03 8787 3000 F 03 8787 3025
48-58 Cyber Loop, Dandenong South
VIC 3175 (AUSTRALIA)

© COPYRIGHT. This drawing is the exclusive property of Associated Projects Pty Ltd. It is subject to protection and is strictly confidential. Reproduction in whole or in part is prohibited without obtaining prior permission in writing from the proprietor.

Rev	Date	Description

ALL DIMENSIONS IN (mm)
UNLESS OTHERWISE SPECIFIED
BREAK ALL SHARP EDGES

TOLERANCES
(BEFORE PAINTING
& AFTER PLATING)
X ± 1.00
X.X ± 0.50
X.XX ± 0.10
ANGLES ± 0.5°

A01- RENDER

CLIENT: -

PROJ. NO.: TBA

FINISH: P/C MATTE BLACK

MAT'L: "SW-
Material@@W900_SLAT
Page @Part2/SLDPRT"

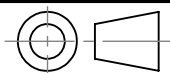
START BAY -WALL BAY-SOFTSHELL -
W900XH2400XD450 -SLAT WALL

PRODUCT CODE: **RFA2016**

Date: 5/10/2023



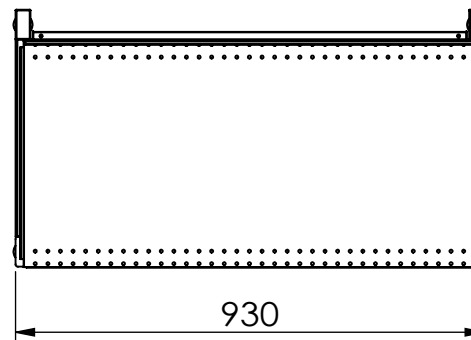
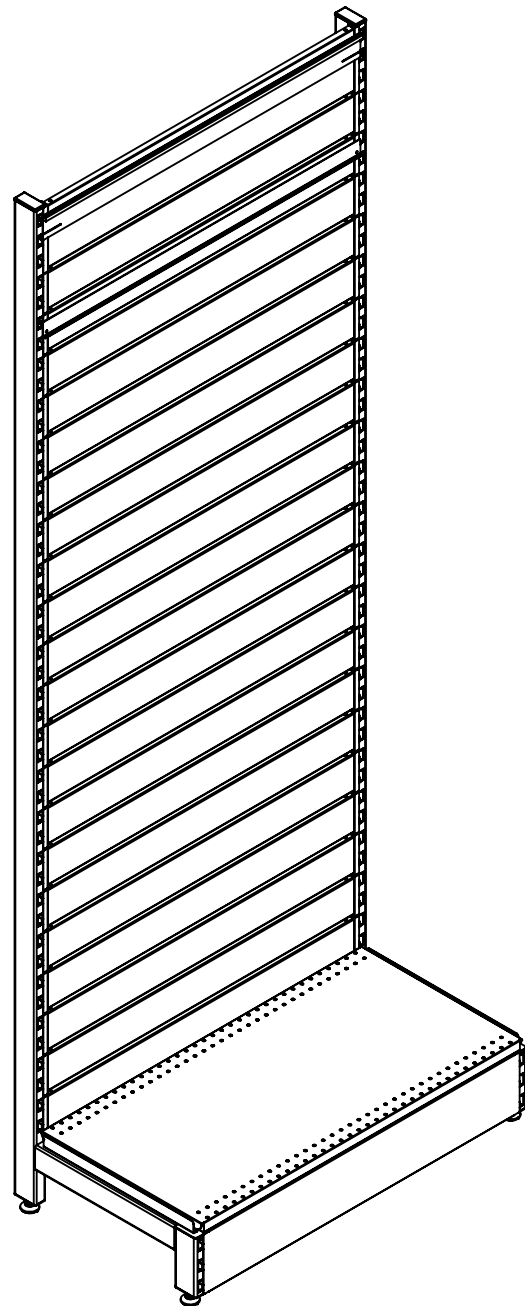
Drawn by DH

Checked by NP



DO NOT SCALE

Scale@A3 1:20



T 03 8787 3000 F 03 8787 3025
48-58 Cyber Loop, Dandenong South
VIC 3175 (AUSTRALIA)

© COPYRIGHT. This drawing is the exclusive property of Associated Projects Pty Ltd. It is subject to protection and is strictly confidential. Reproduction in whole or in part is prohibited without obtaining prior permission in writing from the proprietor.

Rev	Date	Description

ALL DIMENSIONS IN (mm)
UNLESS OTHERWISE SPECIFIED
BREAK ALL SHARP EDGES

TOLERANCES
(BEFORE PAINTING
& AFTER PLATING)
X ± 1.00
X.X ± 0.50
X.XX ± 0.10
ANGLES ± 0.5°

A02- CLIENT

CLIENT: -

PROJ. NO.: TBA

FINISH: P/C MATTE BLACK

MAT'L: "SW-
Material@@W900_SLAT
Page @Part2SLDPRT"

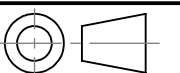
START BAY -WALL BAY-SOFTSHELL -
W900XH2400XD450 -SLAT WALL

PRODUCT CODE: **RFA2016**

Date: 5/10/2023

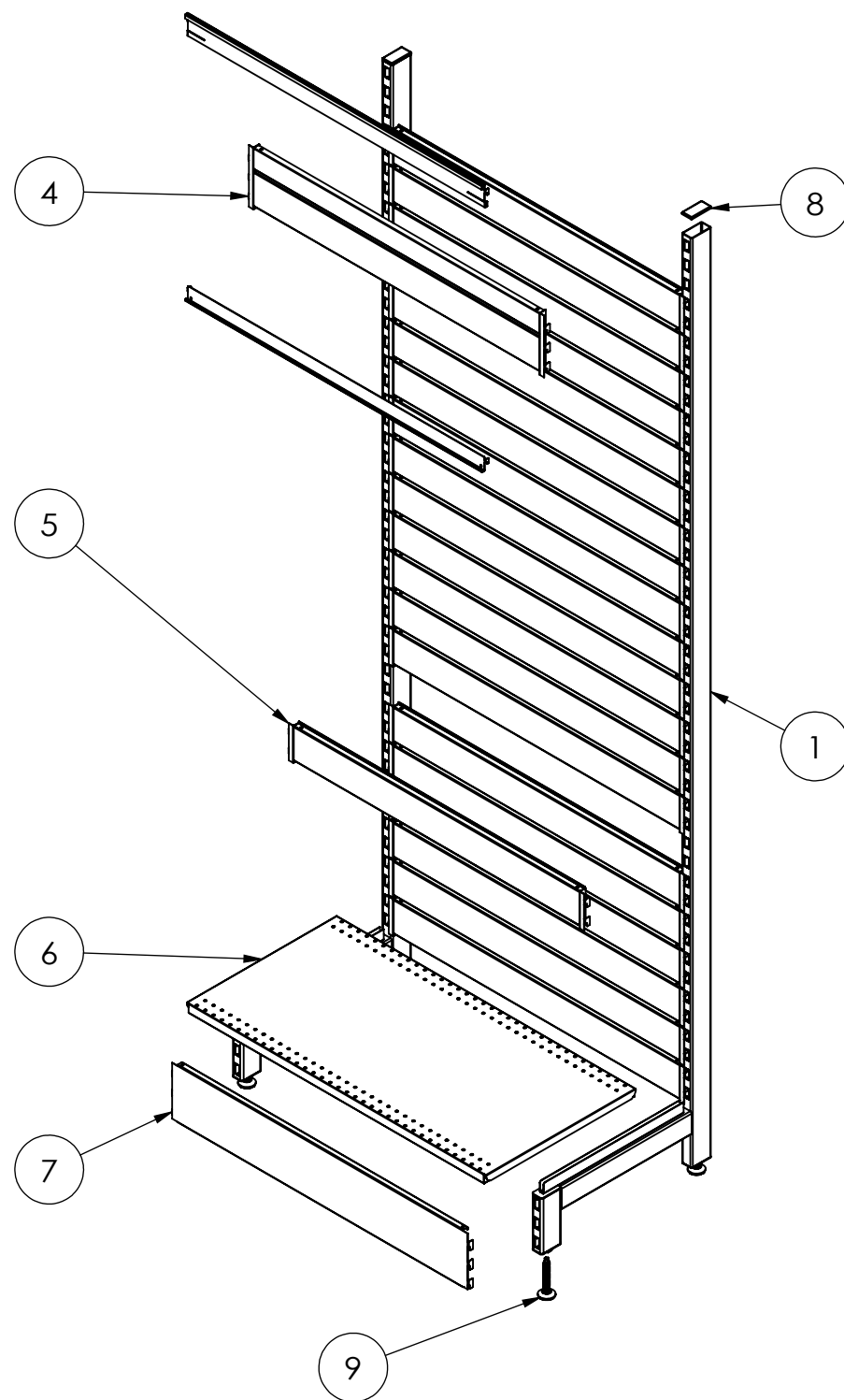
Drawn by DH

Checked by NP



DO NOT SCALE

Scale@A3 1:15



ITEM NO.	PRODUCT CODE	DESCRIPTION	FINISH	QTY.
1	RFA2302	POST - WALL BAY - H2400 - W/. LEG - HD	P/C MATTE BLACK	2
2	RFA2327	SIGNAGE SUPPORT (SLIDER) BRACKET - W900 - BOTTOM BRACKET	P/C MATTE BLACK	1
3	RFA2326	SIGNAGE SUPPORT (SLIDER) BRACKET - W900 - TOP BRACKET	P/C MATTE BLACK	1
4	RFA2319	CLIP IN PANEL - W900XH150 - SLAT WALL	P/C MATTE BLACK	1
5	RFA2316	CLIP IN PANEL - W900XH100 - SLAT WALL	P/C MATTE BLACK	21
6	RFA0411	SHELF - W900XD450 - W/. DOUBLE STIFFENER	P/C MATTE BLACK	1
7	RFA2322	900W X 150H SKIRT	P/C MATTE BLACK	1
8	-	PLASTIC ENDCAP	BLACK	2
9	-	ADJ. FEET OD38_M12_H70THD	RAW	4

Rev	Date	Description

ALL DIMENSIONS IN (mm)
UNLESS OTHERWISE SPECIFIED
BREAK ALL SHARP EDGES

TOLERANCES
(BEFORE PAINTING
& AFTER PLATING)
X ± 1.00
X.X ± 0.50
X.XX ± 0.10
ANGLES ± 0.5°

A03- EXPLODED VIEW

CLIENT: -

PROJ. NO.: TBA

FINISH: P/C MATTE BLACK

MAT'L: "SW-
Material@@W900_SLAT
Page @Part2SLDPRT"

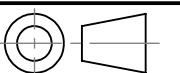
START BAY -WALL BAY-SOFTSHELL -
W900XH2400XD450 -SLAT WALL

PRODUCT CODE: **RFA2016**

Date: 5/10/2023

Drawn by DH

Checked by NP



DO NOT SCALE

Scale@A3 1:15