

T 03 8787 3000 F 03 8787 3025
 48-58 Cyber Loop, Dandenong South
 VIC 3175 (AUSTRALIA)

© COPYRIGHT. This drawing is the exclusive property of Associated Projects Pty Ltd. It is subject to protection and is strictly confidential. Reproduction in whole or in part is prohibited without obtaining prior permission in writing from the proprietor.

Rev	Date	Description

ALL DIMENSIONS IN (mm)
 UNLESS OTHERWISE SPECIFIED
 BREAK ALL SHARP EDGES

TOLERANCES
 (BEFORE PAINTING
 & AFTER PLATING)
 X ± 1.00
 X.X ± 0.50
 X.XX ± 0.10
 ANGLES ± 0.5°

A01- RENDER

CLIENT: -

PROJ. NO.: TBA

FINISH: P/C MATTE BLACK

MAT'L: "SW-
 Material@@W900_WIRE
 Page @Part2/SLDPRT"

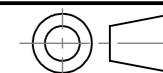
START BAY -WALL BAY-SOFTSHELL -
 W900XH2400XD450 -WIRE MESH PANEL

PRODUCT CODE: **RFA2022**

Date: 9/10/2023


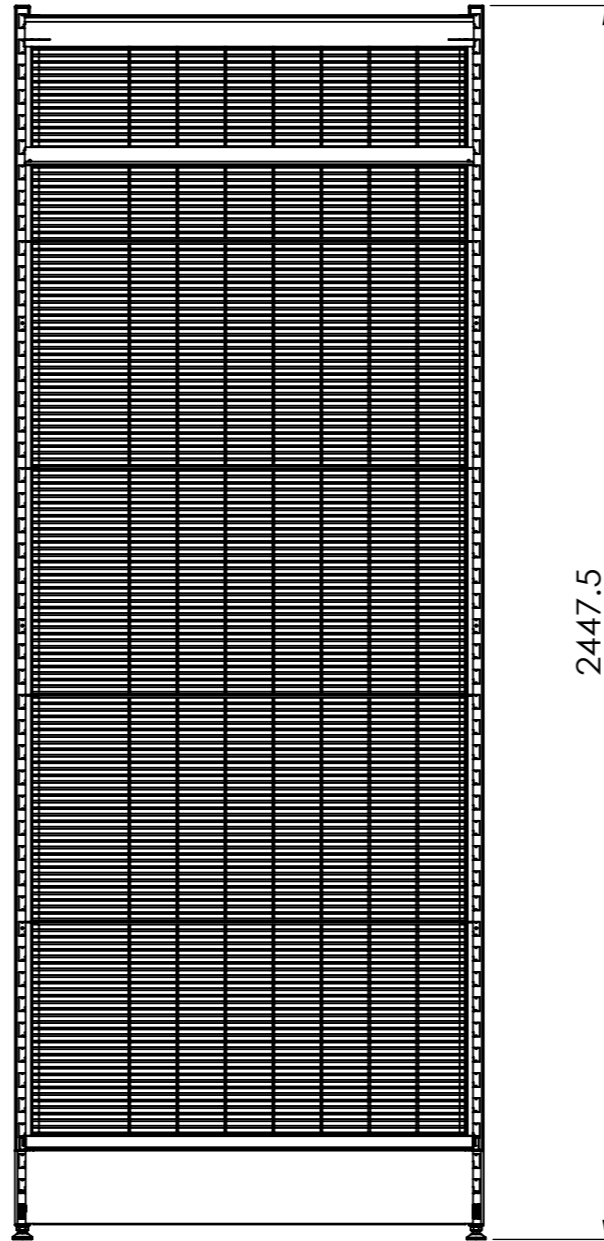
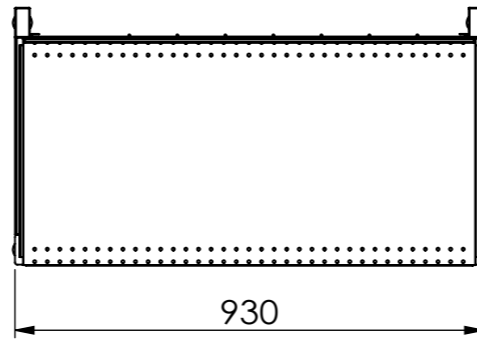

Drawn by DH

Checked by NP



DO NOT SCALE

Scale@A3 1:20



T 03 8787 3000 F 03 8787 3025
 48-58 Cyber Loop, Dandenong South
 VIC 3175 (AUSTRALIA)

© COPYRIGHT. This drawing is the exclusive property of Associated Projects Pty Ltd. It is subject to protection and is strictly confidential. Reproduction in whole or in part is prohibited without obtaining prior permission in writing from the proprietor.

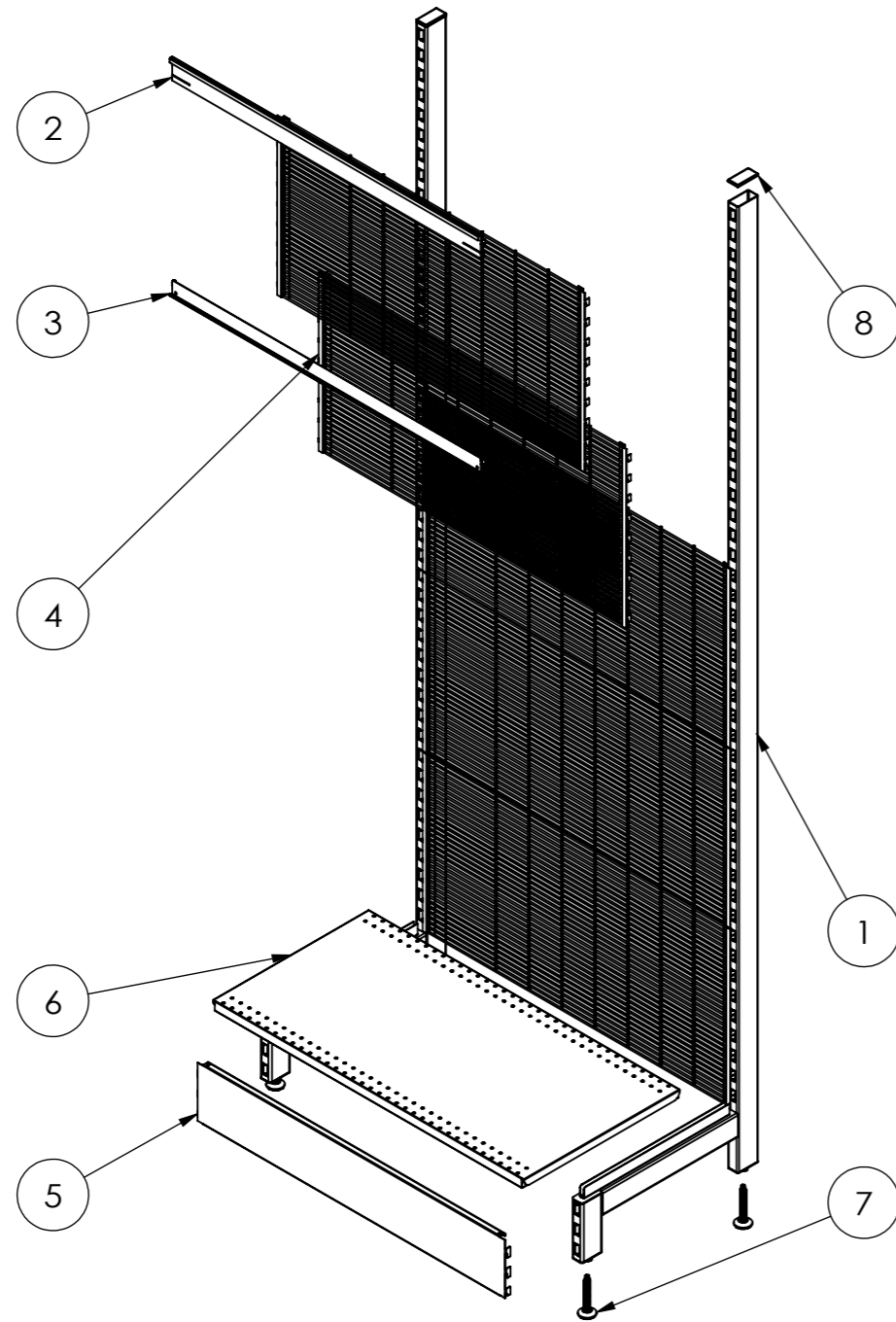
Rev	Date	Description

ALL DIMENSIONS IN (mm)
 UNLESS OTHERWISE SPECIFIED
 BREAK ALL SHARP EDGES

TOLERANCES
 (BEFORE PAINTING
 & AFTER PLATING)
 X ± 1.00
 X.X ± 0.50
 X.XX ± 0.10
 ANGLES ± 0.5°

A02- CLIENT
 CLIENT: -
 PROJ. NO.: TBA
 FINISH: P/C MATTE BLACK
 MAT'L: "SW-
 Material@@W900_WIRE
 Page @PartZSLDPRT"

START BAY -WALL BAY-SOFTSHELL - W900XH2400XD450 -WIRE MESH PANEL		
PRODUCT CODE: RFA2022	Date: 9/10/2023	
Drawn by	DH	DO NOT SCALE
Checked by	NP	Scale@A3 1:15



ITEM NO.	PRODUCT CODE	DESCRIPTION	FINISH	QTY.
1	RFA2302	POST - WALL BAY - H2400 - W/. LEG - HD	P/C MATTE BLACK	2
2	RFA2326	SIGNAGE SUPPORT (SLIDER) BRACKET - W900 - TOP BRACKET	P/C MATTE BLACK	1
3	RFA2327	SIGNAGE SUPPORT (SLIDER) BRACKET - W900 - BOTTOM BRACKET	P/C MATTE BLACK	1
4	RFA2359	WIRE MESH PANEL - CLIP IN PANEL - W900XH450	P/C MATTE BLACK	5
5	RFA2322	900W X 150H SKIRT	P/C MATTE BLACK	1
6	RFA0411	SHELF - W900XD450 - W/. DOUBLE STIFFENER	P/C MATTE BLACK	1
7	-	ADJ. FEET OD38_M12_H70THD	RAW	4
8	-	PLASTIC ENDCAP	BLACK	2



T 03 8787 3000 F 03 8787 3025
48-58 Cyber Loop, Dandenong South
VIC 3175 (AUSTRALIA)

© COPYRIGHT. This drawing is the exclusive property of Associated Projects Pty Ltd. It is subject to protection and is strictly confidential. Reproduction in whole or in part is prohibited without obtaining prior permission in writing from the proprietor.

Rev	Date	Description

ALL DIMENSIONS IN (mm)
UNLESS OTHERWISE SPECIFIED
BREAK ALL SHARP EDGES

TOLERANCES
(BEFORE PAINTING
& AFTER PLATING)
X ± 1.00
X.X ± 0.50
X.XX ± 0.10
ANGLES ± 0.5°

A03- EXPLODED VIEW

CLIENT: -

PROJ. NO.: TBA

FINISH: P/C MATTE BLACK

MAT'L: "SW-
Material@@W900_WIRE
Page @Part2SLDPRT"

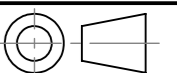
START BAY -WALL BAY-SOFTSHELL -
W900XH2400XD450 -WIRE MESH PANEL

PRODUCT CODE: **RFA2022**

Date: 9/10/2023

Drawn by DH

Checked by NP



DO NOT SCALE

Scale@A3 1:15